




# Graphic-sha Publishing 2022 Spring Catalog



Design & Illustration • Handcraft & Hobby • Food & Lifestyle  
Drawing & Painting Techniques • Manga Techniques • Natural Science  
Coloring • Special Effects Makeup • Steampunk

# Schmid Typography

A Collection of Helmut Schmid's Works



Helmut Schmid was a German typographer and graphic designer. Schmid studied under Emil Ruder in Basel and started working internationally as a typographer and graphic designer. He first visited Japan in the 60s to develop his typography further and started working in Osaka after the 70s. While he designed a lot of iconic logotypes, packages and printed matter for Japanese clients, he was active as writer, publisher and lecturer in the international design industry.

This long-awaited monograph provides an overview of Schmid's life and work in typography.

※ Bilingual (Japanese - English)

Nicole Schmid,  
Kiyonori Muroga (eds.)

- 240 pages

- 225 x 297 mm

- Hard cover

- Retail Price: JPY 3,800

- 978-4-7661-3575-6

- シュミット・タイポグラフィ

## Profile


Born in Austria in 1942. Completing a compositor apprenticeship in West Germany, he studied under Emil Ruder – the master of modern typography – Robert Böhler, and Kurt Hauer at AGS (The Basel School of Design) in Switzerland. After passing through Basel, West Berlin, Stockholm, Montreal, Vancouver and Düsseldorf, he finally settled down in Osaka in 1977. Schmid's work ranges various fields including editorial design, packaging of ethical drugs and visual identity for brands such as Pocari Sweat sports drink (Otsuka Pharmaceutical), MAQuillage (Shiseido) and IPSA. He also produced independent publications in parallel, such as *Typographic Reflections*. Schmid taught at Kobe Design University from 2000 to 2010, and Hongik University in Seoul for a year and a half from 2006. He passed away in 2018.

## Contents

- 1 Experiment and practice: developments in the Basel era
- 2 In the internationalisation of design: challenges at the NIA
- 3 White space and form: the search for Japanese culture and aesthetics
- 4 Organic and systematic: works in Sweden
- 5 A political individual: works for Social Democratic Party of Germany
- 6 Character and philosophy: corporate and store identity
- 7 Linking function and strategy: packaging for Otsuka
- 8 The essence of elegance: Shiseido's brand logotype
- 9 A statement of attitude: publications and posters
- 10 Lecture: 'design is attitude'

# MYSTERIOUS: JAPANESE STYLE ILLUSTRATIONS

Full of Japanese-Style Illustrations Based Around the Theme “Mysterious.”



An Anthology of Illustrations by Twelve Illustrators!

This book contains works by twelve up-and-coming illustrators under the main theme of “Japanese world view illustrations that have a sense of mystery.”

The book features character depictions of “gods” and “monsters” that evoke a sense of Japanese fantasy. There are also fantastic landscapes and motifs that evoke a sense of nostalgia and familiarity, a magnificent worldview depicted with meticulous detail, and lustrous colors that reflect an awareness of traditional Japanese colors, etc.

Inspired by the theme of “*Japonesque*” the twelve artists here have created a book that will allow you to enjoy a mysterious and beautiful world of harmony. This book is perfect for fans of each artist, those seeking inspiration, or as a gift for artistic and non-artistic friends alike.

Graphic-sha Publishing

- 176 pages
- 182 x 257 mm
- Paperback
- Retail Price: JPY 2,000
- 978-4-7661-3632-6
- 妖し JAPANESE STYLE ILLUSTRATIONS

Artist's SNS (Twitter)

- Shie Nanahara (110K) @nanaharasie
- Minoru (5.2K) @minoru200
- Hiko @tori\_HIKO3
- Kio (18.1K) @yagate149
- Nagano (27.7K) @nagano10
- Shiro Yayoi (2.9K) @shiroyayoi\_
- Tsukku @tsukku
- Surie (35K) @Wakame090517
- Oku (245.8K) @2964\_KO
- Maiko Aoji (1.6K) @unblued
- Rindo Karasuba (28.7K) @rindo\_karasuba
- Tobihachi @tonbippo08


# HIGH FANTASY STYLE ILLUSTRATIONS

Absolutely Full of “Western Fantasy” Style Illustrations!



This book is an anthologized illustration collection with the main theme being “Western fantasy,” which can safely be termed “mainstream” among fantasy styles. This volume contains beautiful and spectacular illustrations by sixteen artists, each of whom depict the fantastic and magnificent world of fantasy in their own captivating way. At the end of the book, there are interviews with the featured artists. The delicate depictions of wonderful scenes and enchanting characters will be the perfect reference for all those who aspire to become fantasy artists!

Graphic-sha Publishing  
-  
176 pages  
-  
182 x 257 mm  
-  
Paperback  
-  
Retail Price: JPY 2,000  
-  
978-4-7661-3636-4  
-  
幻想世界  
HIGH FANTASY STYLE  
ILLUSTRATIONS




Artist's SNS (Twitter)

Yo Shimizu (97.5K) @you629  
Denki (25.5K) @denki09  
Nonohara (67.1K) @s\_nonohara  
Yyish (256K) @yyish  
Sakimori (13.7K) @sakimori\_st30  
J. Taneda (37K) @taneda822456  
Toshiharu Shirakab (1.6K) @shirakabausagi  
Soraizumi (30.5K) @KleinesGluck

Soraizumi (30.5K) @KleinesGluck  
Mocha (242K) @mocha708  
Yuko Iwase (9K) @ucoume1210  
Miyabi Saitou (5.2K) @MiyabiSaito  
Yayoi Garuta (9K) @A\_taisa  
Tokima (21.8K) @A\_taisa  
Kaitan (7.3K) @kaitan0908  
gehn:TSUTOMU KITAZAWA (10.9K) @gehng5555

## Ten Years of Akihito Yoshitomi Character Sketches



Akihito Yoshitomi is a manga artist who has released many works, including his masterpiece *EAT-MAN*. This is a collection of character sketch illustrations he has been drawing as a hobby for more than 10 years, apart from his work. Yoshitomi's detailed brushwork, his striking depictions of female characters, and the speed at which he draws these wonderful works are all based on the huge number of sketches he does every day for relaxation and practice. More than 500 manga sketches, mostly of characters, were selected from a variety of drawings – including pencil, colored pencil, dip pen, millipen, brush pen, and digital. The book's 500+ sketches mainly deal with characters and include the dates and materials used to draw them. It also includes Making-of descriptions and interviews. The book is full of ideas that will be useful not only to Yoshitomi fans, but also to anyone who draws or makes art. This book is both a manga technique book and a collection of artistic works.

Akihito Yoshitomi  
- 224 pages  
- 182 x 257 mm  
- Paperback  
- Retail Price: JPY 2,500  
- 978-4-7661-3646-3  
- 吉富昭仁 キャラクタースケッチ  
10Years



### Author Profile

Akihito Yoshitomi is a manga artist who has published many works including his masterpieces *EAT-MAN*, *Lone Knight*, *RAY*, *BLUE DROP*, *After School of the Earth*, *School Mermaid*, *Balance Policy*, and *Shimaizumu*. His drawing videos on the YouTube channel, AKIHITO YOSHITOMI, are well received in both Japan and overseas.

### YouTube

Max. 2 Million views, avg. 200K views

<https://www.youtube.com/channel/UCeySBnV71dyC-gwqapq9NwQ>

Subscribe: 597K



### Twitter Akihito Yoshitomi

@yoshi\_akihiro

Follower: 46K

# Polar Bear, Sometimes Panda Bears

Overflowing Cuteness – A Collection of Watercolor Works


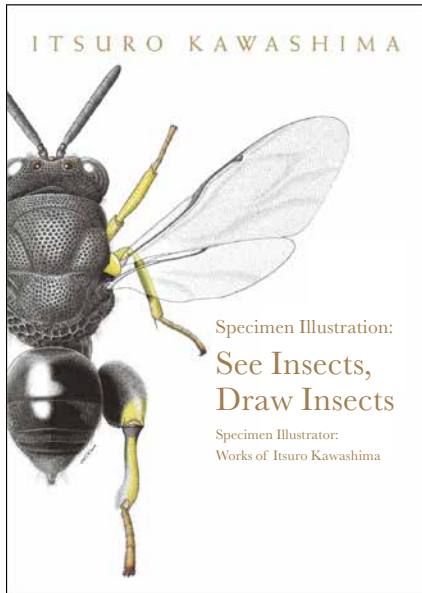


This book contains a collection of watercolor painting by polar bear lover and watercolor artist Ai Nakamura. Her light and delicate watercolor painting style succeeds in bringing about calm feelings in anyone who gazes upon these wonderful animal paintings. In addition, Nakamura includes her own uniquely styled panda bear paintings mixed among the polar bears. This book shows the making of polar bear and panda bear drawings for the first time. It contains more than one hundred of Nakamura's watercolor artworks.

Ai Nakamura  
- 195 pages  
- 148 x 195 mm  
- Paperback  
- Retail Price: JPY 1,600  
- 978-4-7661-3657-9  
- しろくま、ときどきパンダ

# Specimen Illustration: See Insects, Draw Insects

Specimen Illustrator: Works of Itsuro Kawashima



Itsuro Kawashima is a specimen artist who precisely paints insects, some as small as a few millimeters in diameter, while looking through a microscope. Details, expressed through delicate dots and lines, are highly trusted, even by entomologists. This is the first collection by this rare specimen artist – who discusses the works presented in his own words – and it should therefore be preserved for posterity as part of the history of Specimen Illustration.

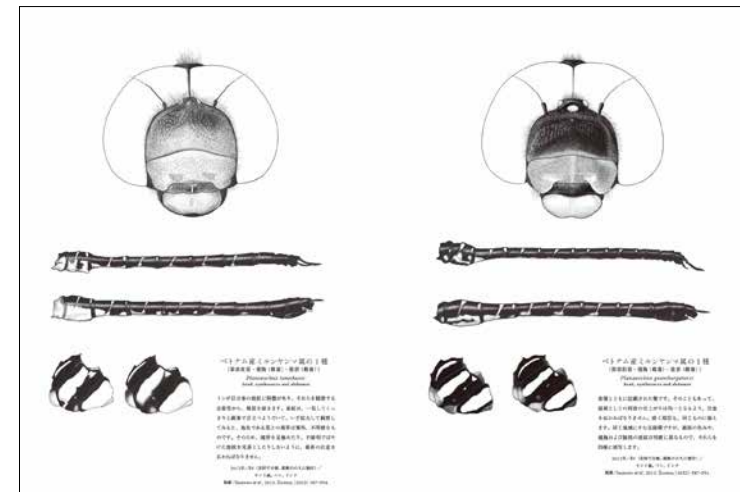
Kawashima's paintings will undoubtedly impress insect lovers all over the world with their precision. In the second chapter Kawashima, as a leader of the disappearing art of hand-painted specimen illustrating, looks back on his own works and explains how to draw specimens using a microscope. This has never been discussed before. The Japanese edition is German bound in a case.

## Itsuro Kawashima

- 160 pages
- 182 x 257 mm
- Hardcover
- Retail Price: JPY 1,500
- Publication date : December, 2021
- 978-4-7661-3603-6
- 虫を観る、虫を描く

## What is Specimen Illustration?

A graphic representation of the standard form of each type of creature, based on scientific knowledge. Accuracy in both morphology and anatomy is required.



## Author Profile

Born in Kanagawa Prefecture in 1969. Painter. Has drawn numerous specimens for both technical books and academic papers.

<Illustrations for Major Books>

*The Complete Fabre History of Insects*, vol. 9 part II – vol. 10 part II. (Shueisha, 2015-2017)



*The Yago Handbook* (Bunichi Sogo Publishing, 2019)

*Illustration: Special Issue on People Who Draw Living Things*, No. 222 (April), Genkosha

Also, many illustrations and specimen drawings for academic journals.

## Yuko Higuchi: Boris Postcard Book

Fascinating Cats from a World-Renowned Artist!



This postcard book contains twenty-four brilliant illustrations by the popular artist Yuko Higuchi.

It introduces a collection of twenty-four postcards featuring close-ups of the author's famous cat, Boris. This book chock-full of cat charm! Including three illustrations from a previous publication entitled, Yuko Higuchi Postcard Book, along with twenty one new works!

Yuko Higuchi

- 48 pages
- 128 x 182 mm
- Hardcover
- Retail Price: JPY 1,700
- 978-4-7661-3663-0
- ヒグチユウコ ボリス カードブック

Author Profile

Higuchi Yuko is a professional painter living in Japan.

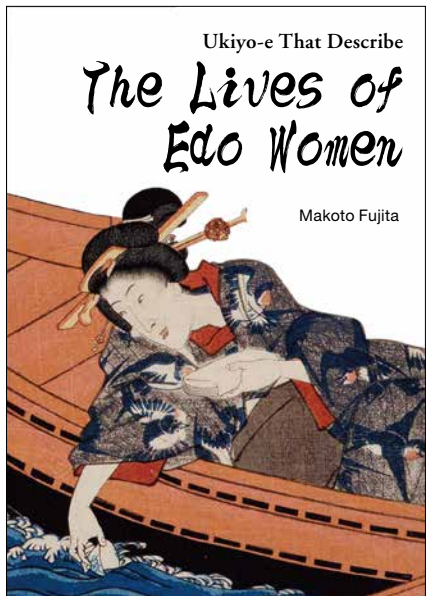
She has collaborated with a variety of companies, including GUCCI and Disney. She recently published several books, including *Higuchi Yuko Artworks The First*, *Higuchi Yuko Artworks The CIRCUS*, *BABEL Higuchi Yuko Artworks*, *Sekai ichi no Neko (You are the one)*, and *Gustave-kun*.

She has her own shop/gallery called "Boris Zakkaten" near the Omotesando station in Tokyo. She has also started her own traveling exhibition, titled *THE CIRCUS* (<https://higuchiyuko-circus.jp/>), that is currently touring Japan.



# Ukiyo-e That Describe The Lives of Edo Women

Learn about the lives of Edo period women through images of women as depicted in various Ukiyo-e.



This book gathers together Ukiyo-e that depict women and investigates the scenes and relationships between those depicted. It also looks into the cultural and historical background behind the Ukiyo-e, which could never be fully understood with just a single glance. In this manner the book deciphers the daily lives, fashions, and customs of women in Edo Period Japan (1603 – 1868).  
 The book carefully explains things like, “Who this Ukiyo-e depicts and in what scene they are depicted,” and “What can be understood about life at that time from the Ukiyo-e.” So, even readers who don’t know how to visualize Ukiyo-e have no need to worry.  
 Through reading this book, you will come to recognize “what to pay attention to” in Ukiyo-e, and you will also be able to recognize various aspects of different stages of the Edo Period.


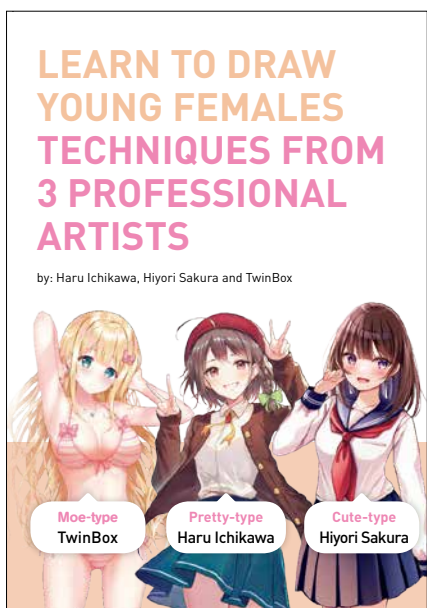
Makoto Fujita  
 - 160 pages  
 - 182 x 257 mm  
 - Paperback  
 - Retail Price: JPY 2,300  
 - 978-4-7661-3647-0  
 - 浮世絵が語る 江戸の女たちの暮らし



Contents  
 Chapter 1: Topics  
 Chapter 2: Seasonal Events  
 Chapter 3: Private Time  
 Chapter 4: Food Preferences  
 Chapter 5: The Exciting City  
 Chapter 6: Amusement, Adventure, Crazes  
 Columns regarding (Geography, Housing, Food)  
 Ukiyo-e Artist Index  
 Chronological Table of the Edo Period

# Guide to Drawing Young Female Characters by Three Professional Illustrators Specialist Drawing Methods

Professional illustrators, with over 600k followers on social media, openly share their expertise on how to draw attractive female characters.



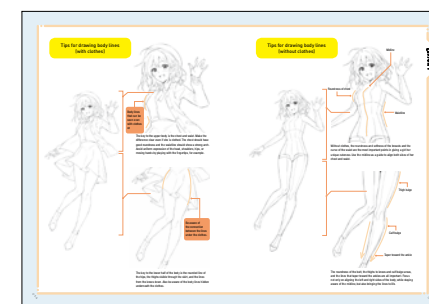
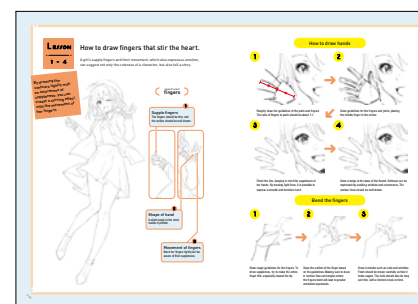
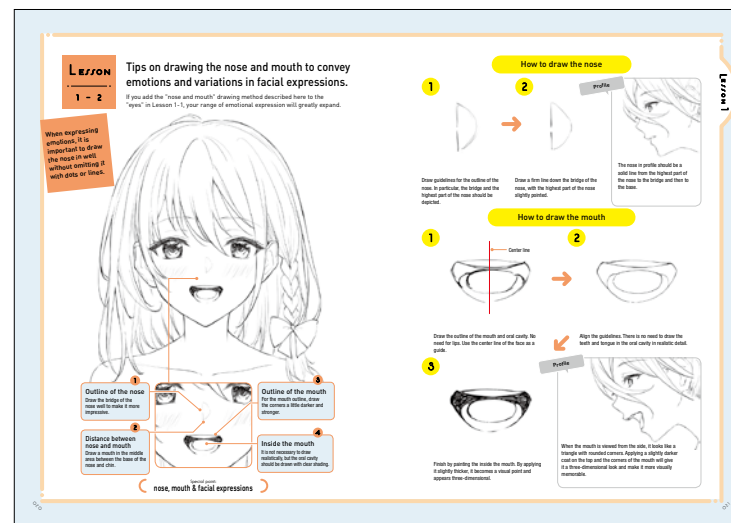
This is the first book which is gathering all three illustrators, acknowledged experts in female character drawing, reveal their own proper methods. These methods are particular to each illustrator and strongly reflect their personal style.

In this book, the individuality of each illustrator is emphasized, so the reader can easily learn their techniques and philosophies. Similar publications have never offered these opportunities before. There is a section included in this book that provides step-by-step explanations for drawing characters. This is a must-read, not just for fans of each illustrator, but also for professional and amateur illustrators and Manga artists.

Graphic-sha  
- 160 pages  
- 182 x 257 mm  
- Paperback  
- Retail Price: JPY 2,000  
- 978-4-7661-3538-1  
- 女の子キャラの描き方  
  スペシャルティストのデッサン流儀

## Manga Artist ① Haru Ichikawa

Creates illustrations for light novels and smart phone games. Major credits include: Illustrations for *Kimi wa hatsukoi no hito no musume* and *Hyakunichigo ni shinu akuyaku Reijo wa mainichi ga totemo tanoshii* (SB Creative).  
Twitter 146k  
[https://twitter.com/hiyori\\_kohal](https://twitter.com/hiyori_kohal)  
[pixiv.net/users/10551987](https://pixiv.net/users/10551987)



### LESSON 1


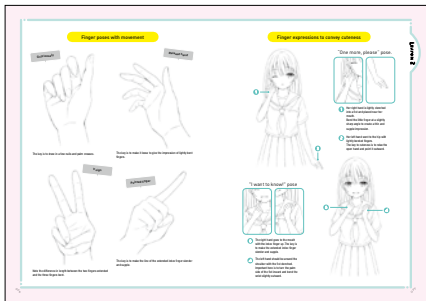
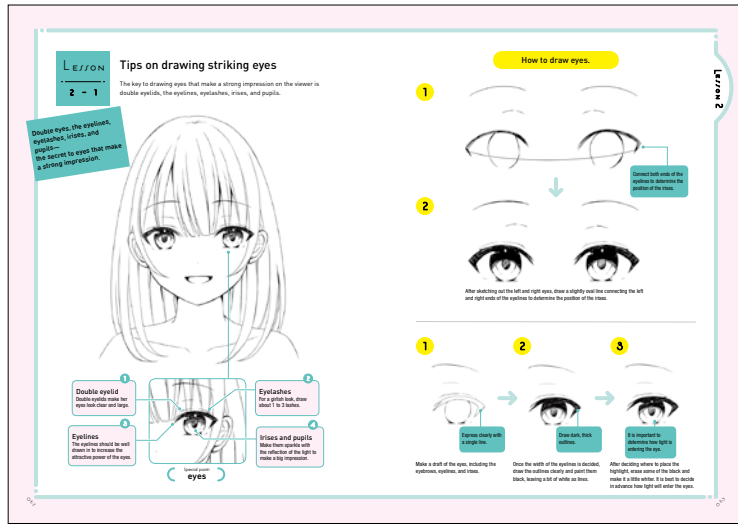
Tips on How to Draw Eyes that Draw Attention, Tips on How to Draw Noses and Mouths that Convey Emotions & Facial Expression Variations, Drawing Hair: Softness and Flow, How to Draw Fingers that Stir one's Heart and Produce an Effect, How to Draw Captivating Bodylines, etc.

• Point •

Haru has a good reputation for drawing faces, and has a technique to draw delicate emotions into lines. The feature is to leave a blank on the eyelashes and eyeliner. Also, pay attention to the drawing in the nose and mouth, which is different from other artists.

## Manga Artist ② Hiyori Sakura

involved in character design for Vtubers, smartphone games, and trading card games.  
Twitter 129k  
[https://twitter.com/hiyori\\_skr](https://twitter.com/hiyori_skr)  
<https://www.pixiv.net/users/9406623>



### LESSON 2

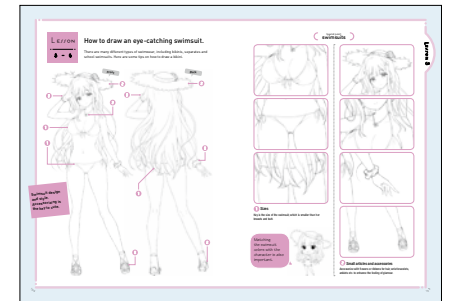
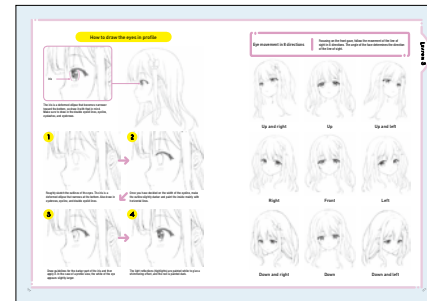

Tips on How to Draw Eyes that Will Leave an Impression, How to Draw Mouths that Convey Emotions, Tips on How to Draw Captivating and Lustrous Hair, How to Draw Fingers that are Packed with Cuteness and Produce an Effect, Draw Cheeks that Emphasize Cuteness, etc.

• Point •

Hiyori has a popular style of "Bishojo Illustration", which is now the mainstream among young Manga lovers. Illustrations of girls in uniform are very popular. It features highlights in the eyes and long eyelines on the left and right.

## Manga Artist ③ TwinBox

Taiwanese, based in Tokyo. Member of the illustrator group "Twin Box." Actively involved in a wide range of fields, including light novel illustrations and character design for smartphone games, etc.  
Twitter 342k  
<https://twitter.com/digimon215>




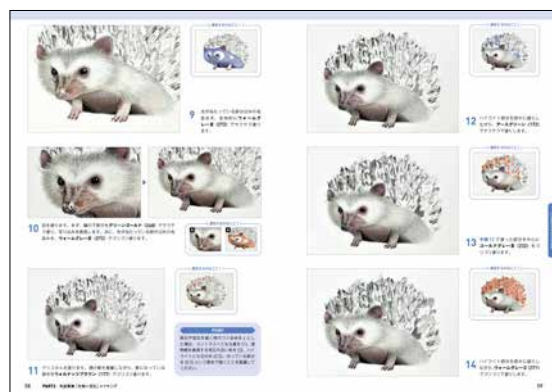

### LESSON 3

Attractive Facial Lines, Tips on How to Draw the Eyes that Draw One's Attention, How to Draw Voluptuous Breasts, How to Draw Supple and Beautiful Fingers, How to Draw Attractive Bodylines, Skirt Length and its Relation to Knees and Thighs, etc.

• Point •

Twin box is very well know as the one who is good at beautiful girls with a fluffy atmosphere with beautiful curvaceous body. Here, it teaches how to draw soft lines on the body and how to draw the cute faces and costumes.

## Yuichiro Abe's Colored Pencil Drawings: How to Draw "Creatures × Gems"



This is the first publication of Yuichiro Abe, a young colored pencil artist known for his "Creatures × Gems" series. Abe's drawings have been gaining attention on social media and he is becoming well-known for his "photorealistic" style.

This book reveals Abe's colored pencil drawing techniques and the creation of his twelve works in "Creatures × Gems," along with abundant photos and step-by-step instructions. The book also enables you to learn amazing colored pencil drawing techniques that will allow you to produce photorealistic phantasmic animals of your own. There are even fifteen line drawings that help you get started right away.

Yuichiro Abe  
-  
176 pages  
-  
182 x 257 mm  
-  
Paperback  
-  
Retail Price: JPY 2,000  
-  
978-4-7661-3635-7  
-  
安部祐一朗の色鉛筆画  
「生物×宝石」の描き方


### Author Profile

In 2020, Yuichiro Abe began to produce colored pencil drawings based on the theme of "Coalescence of Creatures and Gems/Minerals." Abe has expanded his activities by holding solo exhibitions and drawing demonstrations, all while balancing his studies. In 2021, his drawings were selected to be included among stamps that were issued to commemorate "Illustration Day." In addition, Abe was commissioned to produce drawings for the *Animelo Summer Live 2021 COLORS*. In 2022, he was chosen to collaborate on *Jewelry Exhibition*, held at the National Museum of Nature and Science.

### Contents

- PART 1 - Tips for Colored Pencil Sketching and Gem Fusing  
Gem: Tourmaline, Creature: How to Sketch a Cat, Introducing Creation Steps for "Moon × Diamond"
- PART 2 - Coloring Steps for "Creature × Gem" Colored Pencil Drawing  
Visual explanations that focus on "coloring" for drawings that fuse a creature with a birthstone, including "Octopus × Garnet," "White Lion × Amethyst," etc.
- Yuichiro Abe's Style: Introducing Materials & Basic Techniques
- Appendix: Line Drawings to be Used for Coloring


# How to Draw Creative Watercolor Illustrations [Sketches Included]



This book provides visual instructions, using more than 750 photographs, on how to draw watercolor character illustrations. It is designed for beginners who want to get started with watercolor character illustrations. One of the features of Natsuki, the author, is her ability to produce rich colors even with watercolors! She also creates a well-balanced look with a variety of color schemes. This book includes eight line drawings at the end, and provides the step-by-step coloring process for three of them.

Artists SNS  
 Twitter @natuki1016  
 89K followers.


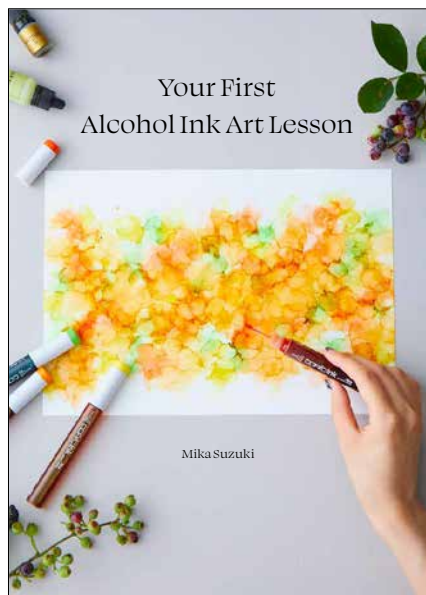
Natsuki  
 - 144 pages  
 - 182 x 257 mm  
 - Paperback  
 - Retail Price: JPY 1,800  
 - 978-4-7661-3634-0  
 - 創作水彩イラストの描き方 [下絵付]



Contents

- Part1 Natsuki's Five Tips for Creative Watercolor Illustrations  
 Basic Techniques for Sketching, Line Drawing, and Coloring, How to Draw and Paint Faces, How to Draw and Paint Hands and Bodies, an Illustrated Guide of Fashion Items, and How to Draw and Paint Background Motifs
- Part2: Creative Watercolor Illustration Coloring Steps  
 Example 1: *The Key to Open the Last Door*,  
 Example 2: *Magic Under the Moonlit Night*,  
 Example 3: *Prayers and Wishes*, Summary of Examples 1-3
- Part3: Creative Watercolor Illustrations Gallery  
 Five Illustrations + Color Recipes for Each Illustration
- Appendix: Eight Line Drawings for Creative Watercolor Illustrations  
 Introduction to Art Materials, Q&A

# Your First Alcohol Ink Art Lesson



“Alcohol ink art” is currently garnering attention because of its ability to easily create stylish works of art. It allows you to enjoy the accidental patterns created by the wonderful way the ink spreads, bleeds, and mixes colors. Anyone can try it, as long as they have the right tools.


This book is a practical guide for those who wish to try their hand at alcohol ink art.

It introduces all of the basic steps, explains the author’s original basic and advanced techniques, and shows you how to create beautiful works of art using this fascinating method.

Mika Suzuki  
 - 96 pages  
 - 182 x 257 mm  
 - Paperback  
 - Retail Price: JPY 1,500  
 - 978-4-7661-3572-5  
 - 初めてのアルコールインクアート Lesson

## What is Alcohol Ink Art?

Alcohol ink art is one form of a greater technical movement called Fluid Art. The movement involves pouring paint or other drawing materials onto paper to create abstract patterns. Among these techniques, those that make use of alcohol ink are called “alcohol ink art.” Generally, works are drawn on water-resistant paper, which ink has trouble penetrating. However, it is also possible to add alcohol ink art to candles, canvases, glassware, etc. Thus, making a wide range of artistic expression possible.



### Contents

- Lesson 1: Before you begin alcohol ink art / What is alcohol ink art? Necessary tools, types of materials and paper, etc.
- Lesson 2: Basics of alcohol ink art / Preparation before starting, How to open ink, How to hold a hair dryer, Basic techniques, How to mix colors, Advanced techniques, How to choose colors, etc.
- Lesson 3: Let’s create your own works: Hexagon panels, postcards, earrings, collages, art panels, candles, etc.

# Leathercraft: Tanned Leather Totes, Backpacks, Bags Through Step-By-Step Illustrations for Eighteen Items



This book presents a total of eighteen bags made from “Tanned Leather.” It also offers detailed instructions for making large-size practical bags, including Totes that anyone would take pleasure in making.

From simple sacoches (shoulder bags), and clutches, to popular camera bags and sling packs, this book presents a variety of bags that are useful in everyday life.

It also covers more advanced leathercraft techniques and includes patterns with stitching holes for eighteen bags in the appendix.


Yoko Ganaha  
- 216 pages  
- 190 x 257 mm  
- Paperback  
- Retail Price: JPY 2,500  
- 978-4-7661-3579-4  
- ヌメ革で作るトートバッグ・リュック・鞆

Contents (Bags you can make with this book)

Sacoché (shoulder bag), Simple Clutch Bag, Zippered Clutch Bag, Rounded Corner Sling Pack, Square-shaped Sling Pack, Camera Bag, Simple Tote, Horseshoe-shaped Tote, Round Bottom Tote, Messenger Bag, Round-shaped Handbag, Small Handbag, Flat Briefcase, Briefcase with Flat Pocket, Briefcase with Gusset Pocket, Tote Type Backpack, Backpack, Briefcase-type Backpack


# Paper Sculptures – Creating Three-dimensional Papercutting Art

Beautiful Three-dimensionality and Amusing Illusion!!



This book presents a novel type of papercutting art in which a single sculptural design is completed by layering several differently patterned sheets of paper, one over the other. It also offers an amusing visual experience through the beauty of three-dimensionality and shading created by layering, and even through the optical illusion created by all of the intersecting and overlapping lines. There are square framed, rectangular framed, and bookmark type paper sculptures of uniform size that are great for display purposes. This papercutting art book has a unique type of beauty that makes it the perfect gift. Paper patterns for all twenty-one works are included, along with a cardboard pattern for one particular piece that can be used as is.

Takashi Koshiishi  
 - 144 pages  
 - 190 x 257 mm  
 - Paperback  
 - Retail Price: JPY 1,600  
 - 978-4-7661-3557-2  
 - 立体の模様を作る 彫刻切り絵


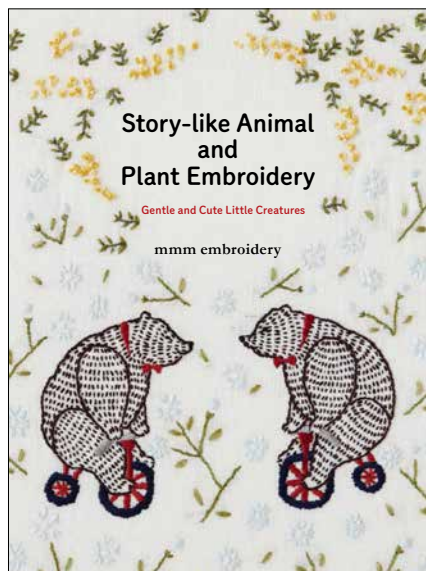


Contents  
 Introduction, About Paper Sculpture, How to Use This Book / Tiers: Ripples, Round Corners, Chess, Southern Cross, Grid, Cyclone, Hertz / Lines: Octagons, Flowers, Cloisonne, String, Honeycomb, Carved Bellflower, Three Hearts / Tiers and Lines: Combinations of Patterns Gothic Cross + Window, Church Door, and Islamic Geometric Bookmark, Double Ring / Arrangement 1: Mixing Up the Order, Arrangement 2: Shading Effects / Decorating and Using: Snow Box, Double Ring Box, Stardust, How to Make a Box / Tools and Materials, How to Cut, Gallery / How To Make - Patterns



# Story-like Animal and Plant Embroidery

Gentle and Cute Little Creatures



This is a book of cute embroidered items with designs that look like illustrations from children's books and fairy tales. In this book, you will find a variety of embroidery projects, from casual single motifs that are easily embroidered to complex embroidery that fills entire pieces of fabric and require some level devotion. Donkeys, bears, other animals, and even small plants are created with the use of simple stitching techniques. The best news is that only a limited number of stitches are required to create these wonderful designs! In addition, the tailoring of the small items is made as simple as possible so that even beginners can try their hand at it.

The small items introduced here are perfect for everyday use. There are luncheon mats, aprons, mini bags, and book covers. The embroidery employed on those items will gently soothe you every time you see them.

mmm embroidery

- 112 pages
- 190 x 257 mm
- Paperback
- Retail Price: JPY 1,600
- 978-4-7661-3466-7
- 物語のような動物刺繍 植物刺繍

# Sous Vide “Meat Cooking Textbook”

All Types of Meat Will Taste Great



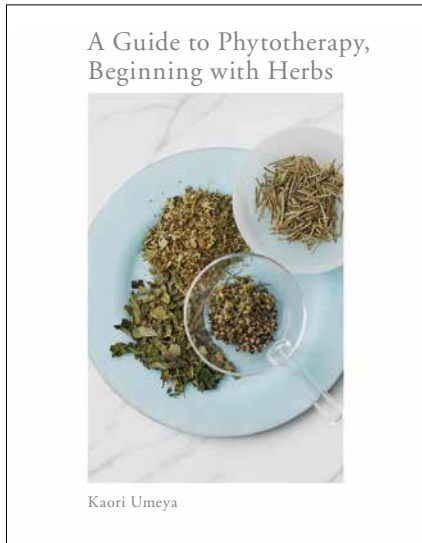
The very popular “Sous Vide cooker” allows you to cook meat to your liking, at a targeted temperature, enabling even novice cooks to prepare professional chef level meat dishes. Roast Beef, Roasted Pork, Steamed Chicken – many people have been impressed by how delicious the Sous Vide cooker makes these dishes. In this book, you will discover how to recreate authentic bistro meals at home by using various types of meat – and their parts – along with simple side dishes and sauces. In addition, this book teaches you, in detail, about the various characteristics of cooking temperature, meat parts and how they contribute to a wonderful meal, and cooking time. It also provides easy to understand, yet still advanced, Sous Vide recipes. This book categorizes recipes by meat type and their parts.

Naoya Higuchi  
 - 128 pages  
 - 182 x 257 mm  
 - Paperback  
 - Retail Price: JPY 1,700  
 - 978-4-7661-3616-6  
 - 低温調理の「肉の教科書」




- Contents
- Chicken (breast, thigh, thigh with bone)
  - Pork (loin, loin (block), pork shoulder (block), pork belly)
  - Beef (steak, stew, tongue, tail)
  - Lamb & Duck (lamb chops, lamb shoulder, lamb thigh, duck breast, duck thigh with bone)
- Column
- ① Try making “Steamed Chicken” in a pot and microwave oven.
  - ② Can you make “Chicken Confit” without using oil?
  - ③ Examining differences between Sous Vide cooking and oven roasting.

# A Guide to Phytotherapy, Beginning with Herbs



A Guide to Phytotherapy, Beginning with Herbs

Kaori Umeya



The author, who has worked as a phytotherapist in France, delivers a collection of phytotherapeutic formulas that can be relied on for life. The book contains ninety-eight recipes that make use of: herbs, essential oils, and hydrosol. The recipes treat a wide range of ailments and pre-symptomatic conditions. An herbal encyclopedia is also included at the end of the book.

Contents

- CHAPTER1: Basics of Phytotherapy – Plants and Our Body –
- CHAPTER2: Daily Prescriptions to Regulate the Body – Detoxification –
- CHAPTER3: Prescriptions for Different Physical Conditions  
 Digestive Problems / Endocrine and Metabolic Problems / Circulatory Problems / Mental-Nervous System Problems / Infectious Disease Problems / Skin Problems / Joint and Muscle Problems / Female Specific Problems / Family Health
- CHAPTER4: Recipes for Seasonal Health and Daily Health  
 Herb Encyclopedia: Covering one hundred twenty-seven Herbs

**Kaori Umeya**  
 - 252 pages  
 - 182 x 257 mm  
 - Paperback  
 - Retail Price: JPY 2,600  
 - 978-4-7661-3656-2  
 - ハーブではじめる植物療法の手引き

Author Profile

Kaori Umeya is a pharmacist and phytotherapist. She completed her DIU (Diplômes Inter-Universitaires) in Phytotherapie Aromatherapie in 2016, as part of an Inter-University program at the Universities of Paris 5-11. She started her career as a phytotherapist at Herboristerie du Palais Royal, a long-established herbal medicine store in Paris. At the same time, she studied Chinese medicine and herbal medicine in both Japan and France. In 2022, she opened “Dgs Phytreat” – a drugstore in Harajuku, Tokyo, that sells herbs, medicinal herbs, essential oils, hydrosol, Chinese herbal medicines and other plant-derived products.

# The Complete Book of Serpents

Introducing Giant Snakes from Around the World.  
Up to Two Meters, or More!



## The Complete Book of Serpents

Yoshitaka Tahara,  
Hiroyuki Shibata,  
Tatuya Tomonaga



This is the first illustrated book on giant snakes from around the world, mainly from the families Pythonidae and Boidae. In addition to an explanation of the mechanism surrounding their ability to swallow large prey – and the “pit organ” that detects heat produced by prey – the illustrated pages in this book show beautiful photos of giant snakes from all over the world. Some individual snakes in this book reach three, five, and even nearly ten meters! There are also detailed descriptions based on past capture records.

Continuing from the previous series installment, the special feature pages introduces interesting trivia on all kinds of giant snakes. Topics include everything from mythology and folklore, to examples of accidents involving humans in the past. This book is a complete guide to the world’s so-called “monsters.”

Yoshitaka Tahara,  
Hiroyuki Shibata,  
Tatuya Tomonaga  
-  
384 pages  
-  
190 x 257 mm  
-  
Paperback  
-  
Retail Price: JPY 4,500  
-  
978-4-7661-3558-9  
-  
大蛇全書




Contents

- Genealogy of Giant Snakes
- Distribution Areas of Giant Snakes
- Forms of Giant Snakes
- Predation of Giant Snakes
- Commercial Uses of Giant Snakes
- Illustrated Encyclopedia of Giant Snakes
- Culture Surrounding Giant Snakes
- Giant Snakes that Attack Humans, etc.

# Illustrated Book of Underwater Ruins Around the World

The first book to provide a comprehensive look of thirty-four underwater heritage sites around the world.



Sunken ships, buildings that lie at the bottom of deep oceans and dark lakes – experts (researchers and underwater photographers) describe the mysteries of still submerged remains that languish at the bottom of the world’s waterways in addition to those that have been retrieved and are now on display.

The beautiful photographs make up a sort of “real” fantasy world. The way ceramics from unexpected production areas are sunk in unexpected regions shows that the sea was surely once the center of the world’s transport infrastructure.

In addition, underwater ruins at the bottom of freshwater lakes are also introduced. This book explains the life and culture of ancient peoples with photographs and easy-to-understand, detailed illustrations.


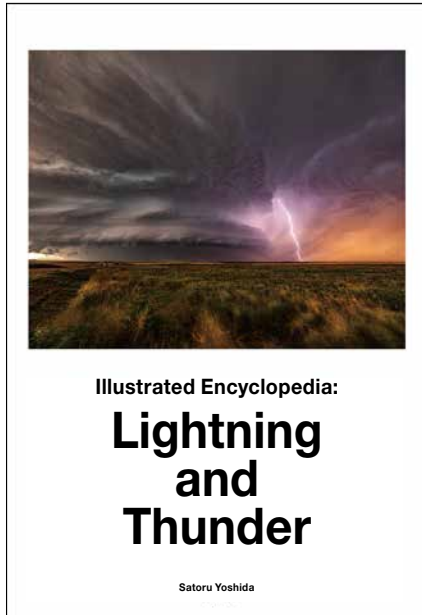
Rintaro Ono, Jun Kimura  
 - 240 pages  
 - 190 x 257 mm  
 - Paperback  
 - Retail Price: JPY 2,500  
 - 978-4-7661-3531-2  
 - 図説 世界の水中遺跡



Contents  
 Chapter 1: The Ancient Mediterranean  
 Chapter 2: Sunken Ruins from Prehistoric to Ancient  
 Chapter 3: Underwater Ruins of the Maritime Silk Road and the Age of Maritime Commerce in Asia  
 Chapter 4: The History of Great Voyages and Lost Sailing Ships  
 Chapter 5: Modern Naval Battles and Underwater Cultural Heritage, etc.

# Illustrated Encyclopedia: Lightning and Thunder

The World's First Illustrated Encyclopedia on "Lightning"



Thunder and lightning occur tend to come from cumulonimbus clouds. The author, a researcher at the Japan Meteorological Agency, explains in detail how giant cumulonimbus clouds form and the environment in which they tend to form. The author also reports on the latest in observational and forecasting technology surrounding lightning storms. The book also includes powerful photographs of "monstrous" cumulonimbus clouds and lightning strikes that have been recorded overseas. This is a valuable book that explains in detail "situations behind lightning strikes" in Japan, and abroad, in an easy-to-understand manner that is suitable for the general public.


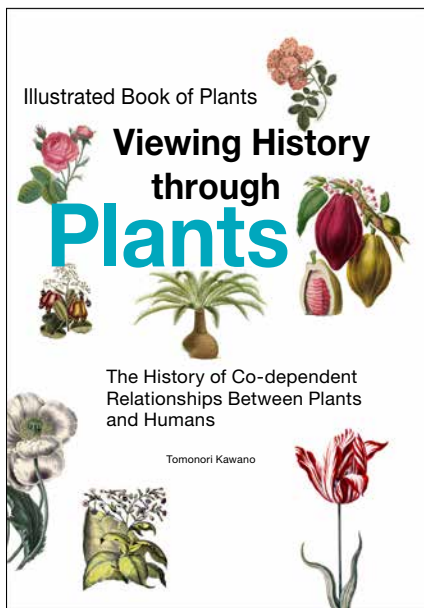
Satoru Yoshida  
- 384 pages  
- 190 x 257 mm  
- Paperback  
- Retail Price: JPY 2,700  
- 978-4-7661-3548-0  
- 稲妻と雷の図鑑



# Illustrated Book of Plants: Viewing History through Plants

The History of Co-dependent Relationships Between Plants and Humans

Plants have always been involved in important aspects in human history.



This illustrated book, with more than 200 botanical illustrations, introduces more than 110 plants that have advanced human life, society, and science. It is a world history book delivered by a university professor through the lens of plants. A variety of events related to plant hunters are described here. For instance, if it weren't for the gourd, which can effectively store water, humans wouldn't have migrated to other continents until much later in history!

Also, did you know that sweet potatoes crossed the sea much earlier than humans!? In addition, we see that before the industrial revolution, pistachios, lettuce and cucumber seeds were valued as "medicine." The list of fascinating plant facts just goes on and on.

In summary, this book traces the 10,000-year history of plants and humans, based on surprising historical facts, events, and insights, and is a must-have for any history of plants enthusiast.

Tomonori Kawano  
 - 232 pages  
 - 190 x 257 mm  
 - Paperback  
 - Retail Price: JPY 2,500  
 - 978-4-7661-3645-6  
 - ヴィジュアルで見る 歴史を進めた植物の姿

### Author Profile

Tomonori Kawano is a professor at Kitakyushu University in the Faculty of International Environmental Engineering. Director of the International Research Center for the Industrialization of Photosynthesis. Director of the Kitakyushu Research Center of the International Plant Neurobiology Institute, affiliated with the University of Florence.

### Contents

- Chapter 1: Plants Before Humans
- Chapter 2: Human Settlement and Plant Use
- Chapter 3: The Discovery of Crops that Became Staple Foods and Developing Food Culture
- Chapter 4: Perspectives on Plants in Rising Civilizations
- Chapter 5: Plant Hunters and Beloved Plants that Crossed the Sea
- Chapter 6: Expanding Plants in a Shrinking World
- Chapter 7: Plants and Plant Science Paves the Way for the Future



Contact

**World (except Asian countries)**

Takako Motoki: [t.motoki@graphicsha.co.jp](mailto:t.motoki@graphicsha.co.jp)

**Asian countries**

Ryoko Nanjo: [nanjo@graphicsha.co.jp](mailto:nanjo@graphicsha.co.jp) / Mika Onoda: [rights@graphicsha.co.jp](mailto:rights@graphicsha.co.jp)

2022 Spring Graphic-sha Publishing Catalog

© 2022 Graphic-sha Publishing Co., Ltd.

Front cover artwork from “Yuichiro Abe’s Colored Pencil Drawings: How to Draw “Creatures x Gems”.

© Yuichiro Abe

All details are correct at time of going to press and are subject to change without notice.